

LIGHTING PLAN INQUIRY FORM

climalux

CONTACT DETAILS

Company name _____

Contact name _____

Phone number _____

E-mail address _____

PROJECT DETAILS

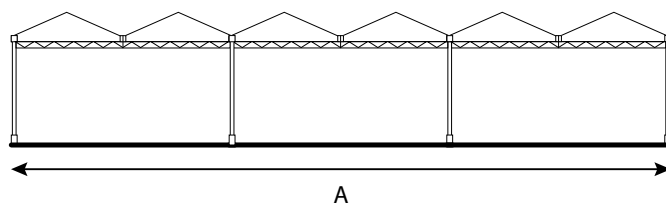
Location _____

Cultivation _____

Desired light intensity _____

GREENHOUSE DIMENSIONS

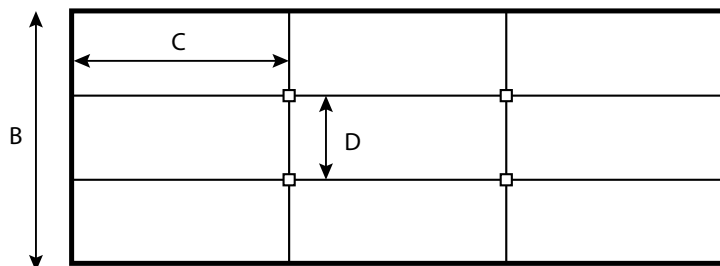
Total width A = _____



Total length B = _____

Truss span C = _____

Post spacing D = _____



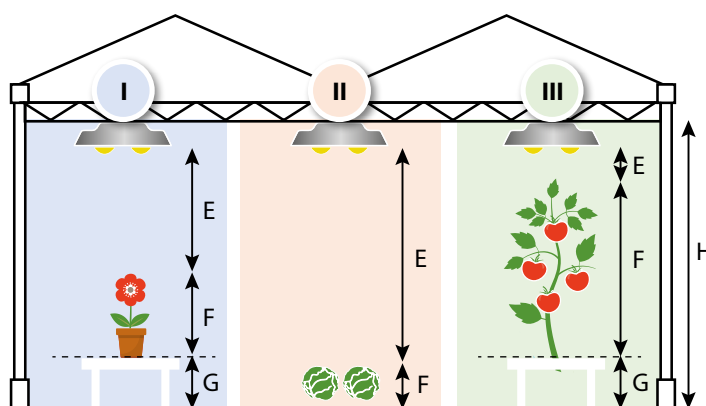
☐ Situation I ☐ Situation II ☐ Situation III

Distance crop to lighting point E = _____

Crop Height F = _____

Distance floor to table (if applicable) G = _____

Distance floor to truss H = _____



REMARKS

Please fill out this form as clearly as possible and send it to us

sales@climalux.nu | +31 (0)85 071 1020

climalux.nu