

# LIGHTING PLAN INQUIRY FORM

## CONTACT DETAILS

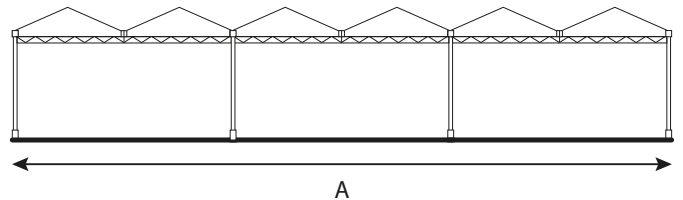
Company name \_\_\_\_\_  
 Contact name \_\_\_\_\_  
 Phone number \_\_\_\_\_  
 E-mail address \_\_\_\_\_

## PROJECT DETAILS

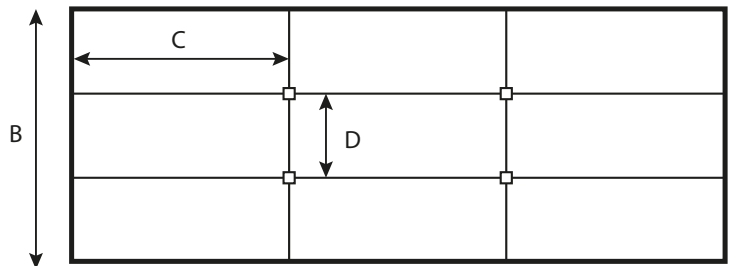
Location \_\_\_\_\_  
 Cultivation \_\_\_\_\_  
 Desired light intensity \_\_\_\_\_

## GREENHOUSE DIMENSIONS

Total width A = \_\_\_\_\_



Total length B = \_\_\_\_\_



Truss span C = \_\_\_\_\_

Post spacing D = \_\_\_\_\_

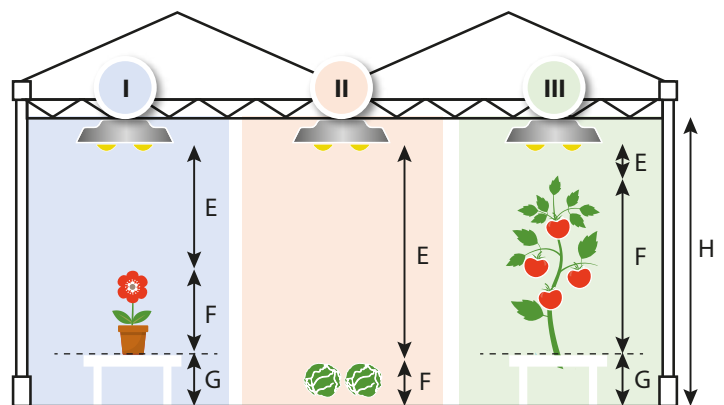
Situation I     Situation II     Situation III

Distance crop to lighting point E = \_\_\_\_\_

Crop Height F = \_\_\_\_\_

Distance floor to table (if applicable) G = \_\_\_\_\_

Distance floor to truss H = \_\_\_\_\_



## REMARKS

Please fill out this form as clearly as possible and send it to:  
 Niels Damen Operations Manager, Climalux B.V. | [n.damen@climalux.nu](mailto:n.damen@climalux.nu) | +31 (0)6 18 67 81 29